

# guide TO aesthetic notes on Notability ... and beyond!

by Roshni P.

## Fonts

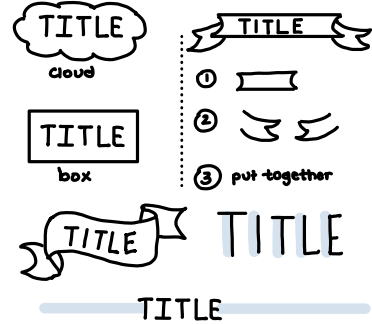
While there are many fonts to choose from, here are my recommendations that are great for titles, subheaders, and texts.

- 1 New York Extra Large  
· honestly, so good for headers and titles (i.e. check mine above!)
- 2 Palatino  
· This is great for normal text for notes and quick jotting!
- 3 Avenir  
· again, a another font alternative that makes normal note-writing clean and neat!

· use text during lectures, especially when taking notes is too time consuming or prof. speaks too quickly to absorb into by writing.

## headers

- there are many headers to choose from!
- some examples are in this page but here are additional examples:



- obviously, these can be mix & matched so be creative!! ☺

## calligraphy

- this is such a great way to make your notes fancy!
- practice!! this is weird at first unless you practice! here is a quick tip:



thick downstrokes | thin upstrokes  
practice to make transitions smoother

- you can download calligraphy worksheets and import to notability to practice
- make sure you use the touch sensitive writing tool

## HANDWRITING

- handwriting is important - you can have pretty notes but if you can't read your handwriting, your motivation to study goes down (I experienced this first-hand, no pun intended)

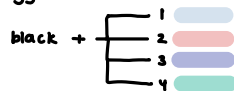
· since handwriting is unique, I suggest practice with your own style till you can read it without any effort + goes with the way you design your notes

- if you want to change it completely, I would say watch videos of handwriting that you like, then mimic & practice.
- also worksheets are a life-saver!

## COLOR PALETTES

- it's important to establish a color theme when taking notes - nothing too crazy (cue to rainbow-themed notes in middle school)

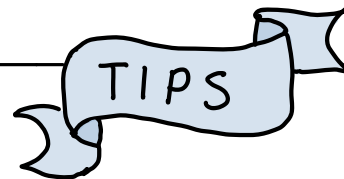
- I suggest black & a pastel color, examples:



- if you are wondering, colors came from:



- use black for normal writing and your pastel color for emphasizing and highlighting.



- if you want to do fancy notes during class/lecture, I suggest doing header before class.
- This way, you can worry about learning/taking notes only
- afterwards, you can add any other details so you don't waste any time prettying your notes
- you are also simultaneously reviewing what you wrote so it's a win-win!!
- if you do textbook notes, it depends on how you learn + subject.
- ex: math is less note-heavy but more practice heavy while history is more note-taking heavy.